



Golfier Tales

Edmonton Area Council

Area Commissioner
Deputy Area Commissioners

Area Secretary
Area Treasurer

Beverly Simpson Headon*
Glenda Metro*
Goldie Kane*
Kirstin MacLaren*
Thea Hawryluk*
Linda Keller

Gofer Tales is published five times annually by:

Girl Guides of Canada-Guides du Canada
Edmonton Area
3rd Floor 11055 – 107 Street
Edmonton AB T5H 2Z6

Office: 451-2263 Fax: 453-1155

Submission deadline is the 17th of each month.

District Commissioners

Arrowhead
Betty Gemmell
Betty Martin
Dorothy Roth
Helen Burns
Lady Rodney
McCourt
Maywood

Northeast
Northern Lights
Papaschase
Sherwood Park

May Korobko
Jean Olsen
Janet Melnyk
Eleanor Claydon
Beverly Wilson
Kathy Malo
Judy Nicolas
Karen Crews & Nadine
Beyersbergen Weiting
Meleena Fulton*
Lea Semenoff
Vickie McPhail*
Cindy Schmidt

Articles may be submitted to the Publications Area Adviser at **gofertales@gmail.com**. If snail mail is preferred, please send to the attention of the Area Publications Advisers to the Guide Centre at the address above.

The Girl Guides of Canada-Guides du Canada own most articles and artwork in this newsletter. Members of the Girl Guides of Canada may reproduce articles and accompanying artwork, illustration and photography, for use at the unit level and for training purposes in Guiding. However, if a copyright statement accompanying an article, photograph, illustration or piece of artwork indicates that the item may not be reproduced, members may not copy the item in any form without first seeking permission through the area publications adviser.

Reproduction of any part of this newsletter, when the reproduction is intended for resale is not allowed without first obtaining permission from the area publications adviser. Before reproducing any item, check for copyright status. Check also to be sure everything in the article is up to date and still appropriate. The editing staff reserves the right to edit any material submitted for publication. All material will carry credit lines for contributors.

You can read *Gofer Tales* on the website, or receive a hard copy at your request. Additional subscriptions are \$8.00 per year.

Area Advisers and Sub-Committees

Camping
Facilities
International
Membership

1st Edmonton Trefoil Guild
2nd Edmonton Trefoil Guild
3rd Edmonton Trefoil Guild
4th Edmonton Trefoil Guild
5th Edmonton Trefoil Guild
50th Edmonton Trefoil Guild

PR/Promotions
Gofer Guiding
Publications
Cookie Adviser
Web Manager
Program
Special Needs
Training

Adele Claydon
Judy Cook*
Anastasia Keller
Mae Hadley
Joan Hawkins
Steffie Fossbakken
Margaret Campbell
Kim LaFleur
Maureen Devich
Beverly Simpson Headon
Laura Shewchuk
Annie Desautels
Jo-Layne Bromberger
Linda Hallonquist
Marion Rex
Tiger Rousseau
Jessica Glombick
Tanya Watts

Area Chairwomen

Archives
Awards
Events
Nominations/Search

Carmel Fenniak
Jan Kolotyluk
Annie Desautels
Vacant

**Denotes Executive Committee Members*

Message from the Editor

Welcome to the March-April issue of Gofer Tales! As I'm sitting here writing, the temperature is a balmy -23. The saying goes, if March comes in like a Lion, it'll go out like a Lamb. I sure look forward to some milder weather myself! That being said, I'm glad to see that the weather didn't hold back Northeast District from participating in some awesome outdoor activities in celebration of Thinking Day, check out their pictures on page 7!

I would like to thank all of those who took time to contribute to this issue of Gofer Tales. Thanks to Mae Hadley and Anastasia Keller for the information on Membership and International. As well, thanks for pictures from Maywood, McCourt and Northeast Districts of their Thinking Day celebrations, and the 155th Brownies of their visit to the Edmonton Food Bank (don't they look awesome on our cover this issue!) and especially to Nadine Beyersbergen Weiting for the *Craft Corner* submissions, Lady Rodney and Arrowhead Districts for their informative and enjoyable articles to keep us active and enjoying service work. **Here's to spring and all the great things Guiding brings!**

Jo-Layne Bromberger

Publications Adviser ~ Gofer Tales Editor



In this Issue

<i>The Commish's Corner</i>	Page 4
<i>Membership</i>	Page 5
<i>Thinking Day 2011 Photos</i>	Page 6
<i>Pax Lodge Reunion</i>	Page 8
<i>Colour Your World</i>	Page 9
<i>Pool Party</i>	Page 10
<i>Hike for Plenty</i>	Page 11
<i>Edmonton Area Awards</i>	Page 12
<i>Campfire Magic</i>	Page 13
<i>Exercise</i>	Page 14
<i>Service with a Smile</i>	Page 15
<i>I had a little chicken</i>	Page 16
<i>Craft Corner</i>	Page 17
<i>Puzzles</i>	Page 18
<i>Edmonton Area Calendar</i>	20

Gofer Tales has a new e-mail address

gofertales@gmail.com

Please make note of this change in contact information. Gofer Tales wants to hear from you, send in your pictures, stories, ideas, songs, recipes or crafts!

Dish from the Commish

Hello Edmonton Area,

I don't know about you but I feel like this guiding year is flying by way too fast. Already it is February and Thinking Day. Where did the time go?

We've have a couple pieces of great news in 2011 - the census at the end of January showed a great increase in our membership by more then 160 new members. That is great to see and it was more then we budgeted for so that makes our bottom line very happy.

The other is the volume cookie rebate which saw an additional \$1.80 go back to the units/districts for their profit. This is as a result of you ordering more cookies then we budgeted for. Anything above that magic number was considered excess and translated into more profit for you. The same will apply for the mint cookies in the fall. I know that is difficult to gauge your requirements in June before registration but taking a chance on ordering a number that will reflect your needs will result in increased cookie profits. Each year Edmonton Area goes to Fiona's Pantry for a large amount of cookies which means we are not ordering quantities sufficient for our needs. The Edmonton Area Cookie Adviser facilitates transfers between units and/or districts to make sure everyone's cookies get sold.

The Birthday Party in a Box seems to be quite popular with everyone. I attended a Thinking Day celebration where the units brought the boxes there. Comments were that the girls could really get behind this because they want everyone to have a Birthday Party. I hope you are all enjoying the project and remember, you can just take it with you on Hike for Plenty and mark the box Complete Birthday Party in a Box. The food bank is expecting them and the bonus is it will increase our weight of donations!!

Our Area Dinner is fast approaching and with that comes the awards deadlines. Please look around your unit and district to see who you would like to see receive an award. There is no better retention tool then recognition for a job well done. It may not be a formal award but everyone appreciates some form of appreciation.

I was fortunate to be able to attend the BP Breakfast this year and it is a great time for Scouters and Guiders to get together on the most important week of the year for us. It was not surprising to see we share the same concerns and issues, lack of affordable space for units, slow increase in membership and hard to find leaders. They like us need to get creative to find solutions to the concerns so we can continue to grow guiding.

Spring is coming, we hope, and I encourage you to watch for opportunities to get out and get active with your unit. We don't have an Active Living Challenge but that doesn't mean we sit still. Have a great spring and I hope to see you all at the area dinner on May 10, 2011 at the Polish Hall.

Beverly Simpson Headon

Edmonton Area Commissioner



Membership

Membership Increase

Our membership has increased for the third year in a row! We had 2952 members as of January 31. **That is a 5.8% increase over last year! Congratulations everyone and thank you for all your effort!**

Retention of Members

Please continue to encourage new members and integrate them into the units at any time of the year. The next step is to **retain** our Members! So, when the A.5R forms are mailed out to the contact Guiders, be sure to give them to the parents and explain the importance of getting them back right away to register for next year. Assist in advising the parents of the units in the next branch and where and when they meet so parents can register the girls as they move up. Be sure to get all the A.5Rs back in the spring and into the area office for entering into iMIS!

I Belong Crests

I Belong Crests for this year have been given out. The crest is **worn on the left sleeve** of the uniform just above the hem on a short-sleeved t-shirt or blouse and just above the cuff on a long-sleeved blouse. Last year's crest is to be removed and can be placed on a camp blanket or hat.

Trefoil Guilds

The Trefoil Guilds are for Members aged 30 years and up who want to continue to be involved in Guiding. Many Guild members are still unit leaders or in other positions but enjoy the camaraderie and activities of a Trefoil Guild. If you wish to join one, please contact me for more information.

Edmonton Area continues to have seven Trefoil Guilds. The 1st Arrowhead Trefoil Guild has closed, however, a **new Trefoil Guild** in Edmonton has opened – The Wild Tumbleweeds. We welcome them into our midst!

Our Trefoil Guilds have been doing a great **variety of activities** since September such as:

Dinners or lunches, meetings, having parties to celebrate special occasions, attending the area Homecoming in October, holding an annual luncheon for all Trefoil Guilds in October, having joint luncheons, attending and serving refreshments at the Girls' Awards Night, going to the corn maze in September, visiting the Royal Albert Museum, going skating and attending the Ice on Whyte festival.


They also do **service work** such as: donation of Girl Guide cookies to troops overseas, donations of Christmas stockings, quilts, knitted goods to Hope Mission, donations of toiletry items to Kids' Kottage, donation of blankets, cards and stamps to Bissell Centre, donation of items for Christmas bags for young moms at Terra School, wrapping gifts for Santas Anonymous, donations of knitted slippers to Ronald McDonald House and donation of knitted preemie hats to Grey Nuns Hospital.

Mae Hadley

Area Membership Adviser



Thinking Day 2011 - Maywood and McCourt



Thinking Day 2011 - Northeast District



International

by Anastasia Keller, Area International Adviser

Pax Lodge Volunteer Reunion

Have you volunteered at Pax Lodge in the Past 20 years? If you answered yes to this question this week is for you!

April 8-12 2011

Proposed Programme

Thursday April 7

Evening – Theatre visit alongside Helping Hands week participants

Friday April 8

Day – Pax Lodge project along side Helping Hands week

Evening – Welcome and international evening programme

Saturday April 9

Day – 'What's new at Pax Lodge' tour, photo session, various Pax Lodge challenges

Evening – Reunion dinner and bring your photos and memories to display

Sunday April 10

Day – Centenary Special day event - GROW - community service, Hampstead, Centenary walk

Evening – Centenary evening programme

Monday April 11

Day - Olympic London Tour and organised London Monopoly challenge or free day to re-explore favourite London sites

Evening - Rainbows, Brownies and Guides & Pub quiz night

Tuesday April 12

Day – WAGGGS activities and Closing ceremony. Departures after lunch.

All inclusive reunion package

£300 for all inclusive reunion package – limited spaces available.

Includes:

- Accommodation from Friday 8 April to check out on Tuesday 12 April 2011 in twin room (space permitting).
- Bonus dinner and visit to theatre on Thursday
- April 7, bed and breakfast.
- All meals and activities from lunch Friday 8 April to lunch Tuesday 12 April 2011 including special reunion dinner and full London Olympic Tour and Monopoly challenge on Monday 11 April 2011.

***Questions? Just ask your Edmonton Area International Adviser, Anastasia Keller!
Send her an e-mail, amkeller89@hotmail.com.***

International

by Anastasia Keller, Area International Adviser

Colour Your World

Come experience each of the 5 WAGGGS regions!

We'll try Philippine Tinikling dance, African drumming, New Zealand Maori Sticks, a Ukrainian Village Amazing Race and more.

We'll also be visiting the Edmonton Heritage Festival which hosts food, entertainment and displays from over 50 countries around the world.

Colour Your World Camp will be held in Edmonton at the Provincial Guide House from 30th July – 6th August, 2011.

This camp is open to all Alberta Guides completing their third year. The cost will be \$315.00 per girl.

Please include a letter telling us why you would enjoy this camp and why you would be a good fit (maximum 200 words).

Please send the event application form, your letter and payment to the Provincial office.

We have room for only 24 awesome Guides; so register soon!

Deadline for applications is March 31, 2011.

Applications can be found on the Alberta Girl Guide website at

www.albertagirlguides.ca/committeesinternational.html





We're having a Pool Party !

West Edmonton Mall Waterpark

Saturday, March 12, 2011

7:30 to 10:30 pm

Tickets \$8.00 each

(2 years old and under free when accompanied by an adult)

Everyone Welcome!



Hike for Plenty - March 12, 2011

**Make your plans to support this very important
Edmonton Area initiative!**

If you want to visit the food bank they are open late on Tuesdays and Wednesdays for tours. To arrange one, call 780.425.2133 and set it up. To get your girls excited and engaged in the Hike, check resources such as the Edmonton Food Bank website <http://www.edmontonsfoodbank.com>



Let's Help Feed Edmonton's Food Bank!

56th Annual Edmonton Area Awards and Appreciation Dinner

May 10th, 2011 @ 6:00 PM

The Polish Hall

To celebrate YOU!!



Tickets go on sale Wednesday, March 2.

Take time to nominate your fellow Guider or Team!

The deadline to nominate for:

Letter of Commendation (Adult Guiding and Friends of Guiding), Gold Thanks, Edmonton Area Award, Merit (Bronze/Silver/Gold), Team, Special Letter of Commendation, Silver Thanks, Unit Guider Award (Bronze, Silver, Gold), New Unit Guider Appreciation Pin, Commissioner/Administrative Community Leader (ACL) Award; is March 23rd, 2011.

If individuals, Districts, Divisions or members of Edmonton Area Council would like to nominate an individual or group of individuals for an award, contact the Area Awards Chair, Jan Kolotyluk at 780-487-6811.

Campfire Magic



Campfire Magic 2011

Girl Guides of Canada—Edmonton Area

Campfire Magic

Have you ever watched a campfire,
When the wood has fallen low,
And the ashes seem to brighten
'Neath the embers' crimson glow?

It's back—the 9th Campfire Magic!!! Registration for Campfire Magic 2011 has begun. Isn't campfire one of the most magical things about Guiding? Do you want to learn more about organizing a campfire, singing campfire songs, building various types of campfires, lighting campfires with "magic", campfire cooking—all while enjoying the friendship that surrounds them? Then this camp is for you!!!

When: September 30-October 2, 2011
Where: Sandy Lake Beach—Trefoil House
Who: Adults in Guiding
What: Weekend of Magic, Music and Memories
Cost: **\$125.00** early bird camp fee before May 31st; **\$140.00** for late registration

Payable to Cheques should be made payable to "Girl Guides of Canada—Edmonton Area" and is due upon registration. Payment may be made by Visa, MasterCard or in person through Interac.

Program You will receive information about planning campfires, building campfires, lighting campfires with "magic", campfire openings, vespers, campfire blanket ideas, campfire cooking ideas and recipes, fire starters and more. You will share ideas about how to enjoy campfire without a fire.

Deadline: **May 31, 2011** *Register early—this camp fills fast! The first 30 will be accepted.* If you miss the deadline, please contact the Edmonton Guide Centre at 780-451-2263 for information on availability.

Transportation: Participants are responsible for their own transportation. Applications must be accompanied by:

- the camp fee
- a completed Girl Guide health form—also available at <http://forms.girlguides.ca/Shared%20Documents/healthforms/H2.doc>
- fax or email address to cut down on postage costs
- For more information, contact Marion Rex 780-465-4316 mrex@ecsr.ca

To Register for Campfire Magic
complete the Edmonton Area Events Registration
Form on the last page of this issue!

The secret to fitting more exercise into your busy schedule? Multi-task!

by *Lorrie Oliver, Arrowhead District*

You already know how to multi-task. You can cook dinner while helping with homework, plan a Brownie meeting while doing the laundry and return phone calls while loading the dishwasher.

It's easy to apply multi-tasking to exercise. Here are 4 easy upper body exercises you can do while watching tv or checking Facebook. Just keep two 5 pound dumb-bells beside the couch or the computer. Dust off your old ones, buy some at Walmart or use the old stand-by tin cans. You won't need to change clothes or take a shower. Just do 10 repetitions of each exercise. It takes less than ten minutes. Do both arms together to save time. If you have more time, do them all again. Be sure to do each exercise slowly in order to gain the maximum benefit. Don't swing the weights around, stop for 2 seconds at the top and bottom of each exercise. If it gets too easy, increase the weight. Don't worry if you can't do them every day, some is better than none. After one day you will have the exercises stored in long term memory so you won't need to consult a book or website. By the way, you've probably done these before. So, here we go:

1. Bicep curls – Stand (or sit if you must) with your arms down at your sides, palms facing forward, holding the weights. Lift the weights up to your forearm, pause, and then back down
2. Side raises – Begin the same way, just turn your palms facing in. Lift the weights out to the side, stop and pause at shoulder height, then back down
3. Front raises – Begin the same way, just turn your palms facing back. Lift the weights in front of you, stop and pause at should height, then back down
4. Tricep extensions – Change your stance

to a slight lunge position with the right foot in front, knees slightly bent, weight in hand and palm forward. Lift your elbow back so it is parallel to the ground. Start with the elbow bent and extend your hand back until the arm is straight without locking the elbow.

The first three all start the same, just turn the wrist. Easy to remember. If you have some extra time, throw in ten 'girl' push-ups and ten sit-ups. Do them slowly. If you can't do ten, do as many as you can and try to increase next time.

Multi-tasking is the way to go. Get more done in the same amount of time, just don't text and drive!

Health should be fun, it should also become a priority!

by *Sarah Stratmoen, Arrowhead District*

Hmmmm, how do we fit exercise into our daily lives? Easy! Health should be fun, it should also become a priority. Common ideas to get moving are:

- Walk more! Park your car further away, take the stairs, walk to do errands etc.
- Use your lunch and coffee breaks to go for a brisk walk or partake in a lunchtime class at your local gym.
- Get your family involved, go for bike rides, head to the park, throw a football around.
- Use exercise as social time, do it with your friends! Take classes or go on walks together.
- How many hours a day do you watch T.V.? Rewire your thinking and use exercise as your down time. People who say they don't have time for exercise generally spend two or more hours a day watching T.V., that is plenty of time to fit in some exercise!

Every little bit does add up, and exercise doesn't have to be done in one block of time, there is nothing wrong with 30 minutes here, 15 minutes there, etc. The most important thing to remember is that we are worth it! As I said our health is and should be a priority and we should never feel guilty about making time

Service with a Smile

by Shari Laschuk, Lady Rodney District

Obviously, some fabulous and very rewarding **environmental service projects** for the girls to participate in:

- Yellow Fish Road
- Great Canadian Shoreline Clean Up
- Litter Clean up in your community
- Tree Planting
- I know of some groups in my community who have held a "tire roundup" for people to bring old tires to keep them out of the landfills, ditches, and yards. They are sold by weight and can be a great fundraising activity as well to the group who collects the tires and delivers them to the tire recycling depot.

Community Service projects we have done:

- Visit a seniors lodge. We did for Valentines Day last year, we decorated cookies together, played Bingo, sang songs, played games. The seniors loved interacting with the girls. I know some lodges need help decorating for holidays, or planting and maintaining flowers in and around their buildings.
- We volunteered at the church in our community to help set up, serve, and clean up after a fundraising dinner they held.
- We made decorations for the Hope Mission to decorate their dining hall for the holidays. Some other agencies such as this, need help with serving meals and sorting donations.
- We decorated the community hall we rent for our weekly meetings for Christmas and cleaned up after the holidays. We have offered to help with their spring clean up as well.
- Obviously, Hike for Plenty is a valuable community service project as well; Food Banks need our support all year long!

- We had contacted a local women' shelter about helping them out, and they can always use craft supplies/ crayons/etc. for the kids who need to come there!
- My aunt is a nurse and said the Children's Hospital is always looking for items for the kids there; baby blankets I believe was a big one, and the Stollery does have a place called "the beach" where kids can go to create and craft, and supplies are always welcome if a group would like to collect and donate!
- My unit sponsored a family this past holiday season, and fundraised and purchased a food hamper for the single mom and her three kids.
- Hold a Book Drive to collect books for kids who might not have access to reading materials (hospitals/shelters)
- Start a recycling program at your school or in your community / collect batteries/cell phones/ or even old shoes to keep them out of the landfill. Nike runs a program called reuse-a-shoe and they collect old athletic shoes and recycle them into used sports surfaces like basketball courts, tennis courts, athletic fields, running tracks and playgrounds for young people around the world. The website is www.nikereuseashoe.com/get-involved if you would like to find out more!
- If you are animal lovers, you could contact your local humane society to see about making home-made dog biscuits or treats for the animals there.

PRACTICE RANDOM ACTS OF KINDNESS!!!

Well, I hope these ideas are just a few to get the wheels in your head turning about ways you can help out in your community! Helping others is a great way to be happy and boost your self-esteem too!

I Had a Little Chicken

*(source: "The World's Best Funny Songs", Esther J. Nelson, 1988; also found in "The Worm Song and Other Tasty Tunes", Janet Wilson, 1993.)
(to the tune of "Turkey in the Straw")*

Well, I had a little chicken
And she wouldn't lay an egg
So I poured hot water all around her leg
And the little chicken hollered and the little chicken begged
And the gosh darn chicken laid a hard boiled egg!

Well, I had a little chicken
And she wouldn't lay an egg
So I poured hot chocolate all around her leg
And the little chicken hollered and the little chicken begged
And the gosh darn chicken laid an Easter egg!

Well, I had a little chicken
And she wouldn't lay an egg
So I poured gun powder all around her leg
And the little chicken hollered and the little chicken begged
And the gosh darn chicken laid a hand grenade!

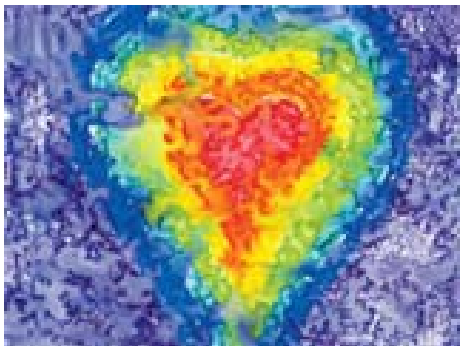
Bonus verses:

Poured hot oil... laid a fried egg
Poured chocolate... laid a Cadbury egg
Poured beet juice... laid a pickled egg
Poured some milk... laid scrambled eggs
Poured some dye... laid Easter eggs



The Craft Corner

Submitted by Nadine Beyersbergen Weiting
Maywood District



Painting in the Rain

If you can sing in the rain, why not paint? A soggy day can transform drawings into Impressionist art.

Materials

Card Stock
Washable Markers

Time Needed

1 to 2 hours

Instructions

Draw on card stock with washable markers, then place the papers outdoors in the rain until the colors have run. Bring the paintings back inside and put them on a flat surface to dry.

Terrarium

You can plant just about any kind of seed in this terrarium. Children love to see the [plants growing](#). Using recycled soda bottles, it makes the perfect [Earth Day craft](#) for kids.

What you'll need:

- Plastic 2 liter soda pop bottle with cap
- Very sharp scissors or craft knife
- Dirt or potting soil
- Seeds
- Water

How to make it:

1. Remove the label from the bottle. Discard label. Save cap! ([See photo.](#))
2. Wash and rinse out the bottle and cap.
3. Cut the bottle close to the bottom. There may be a "line" near the end of where the label was, that's a good place to cut. You can cut it higher if you wish. ([See photo.](#))
4. Lightly place dirt or potting soil in the base.
5. Plant a few seeds in the dirt. ([See photo.](#))
6. Lightly water.
7. Put the cap on the bottle.
8. Cover the base with the top of the bottle. You will have to fiddle with it a bit to fit back inside the base. ([See photo.](#))
9. Place in a sunny spot and watch for your seeds to grow. ([See photo.](#))

When the plants are ready, repot them or plant them in your garden.

Tips:

- If your soil starts to look a little dry before your seeds come up, you can unscrew the cap and insert the head of spray bottle of water. Spritz several squirts into the terrarium.
- This project can also be done with individual sized water bottles. Don't plant more than two seeds in a small bottle like this or they will be overcrowded and won't grow.

April Word Search Puzzle

Find the words about the month of April, which are listed at the bottom of this page, in the April Word Search grid. The words could be backwards, forwards, up, down, or written diagonally. Circle the letters individually but many letters in the grid may be used in more than one April word. **When the April Word Search puzzle is complete, read the uncircled letters from left to right, top to bottom, to read a fact about April.**

T S N I G E B L L A B E S A B
D H E W N A M E O F T H E P M
O I Y A D I R F D O O G N H T
H A A R P R I L M A Y A A R H
T A D M H T N O M H T R U O F
A V S I O E C O M E I B M D F
U R L N O N M A Y E P O H I G
R R O G O D D F S S O R I T N
U T O U E T L H E L I D N E I
S A F P M O E O B F T A H R T
E G L S W E E T P E A Y D E N
R E I E E K G O D D E S S T A
B I R D S M I G R A T E O S L
F S P R I N G R E V O S S A P
L P A L M S U N D A Y O V E E

APHRODITE

APRIL FOOL'S DAY

ARBOR DAY

ARIES

BASEBALL BEGINS

BIRDS MIGRATE

BLOOM

DAISY

DIAMOND

EASTER

FLOWERS

FOURTH MONTH

GOOD FRIDAY

PALM SUNDAY

PASSOVER

PLANTING

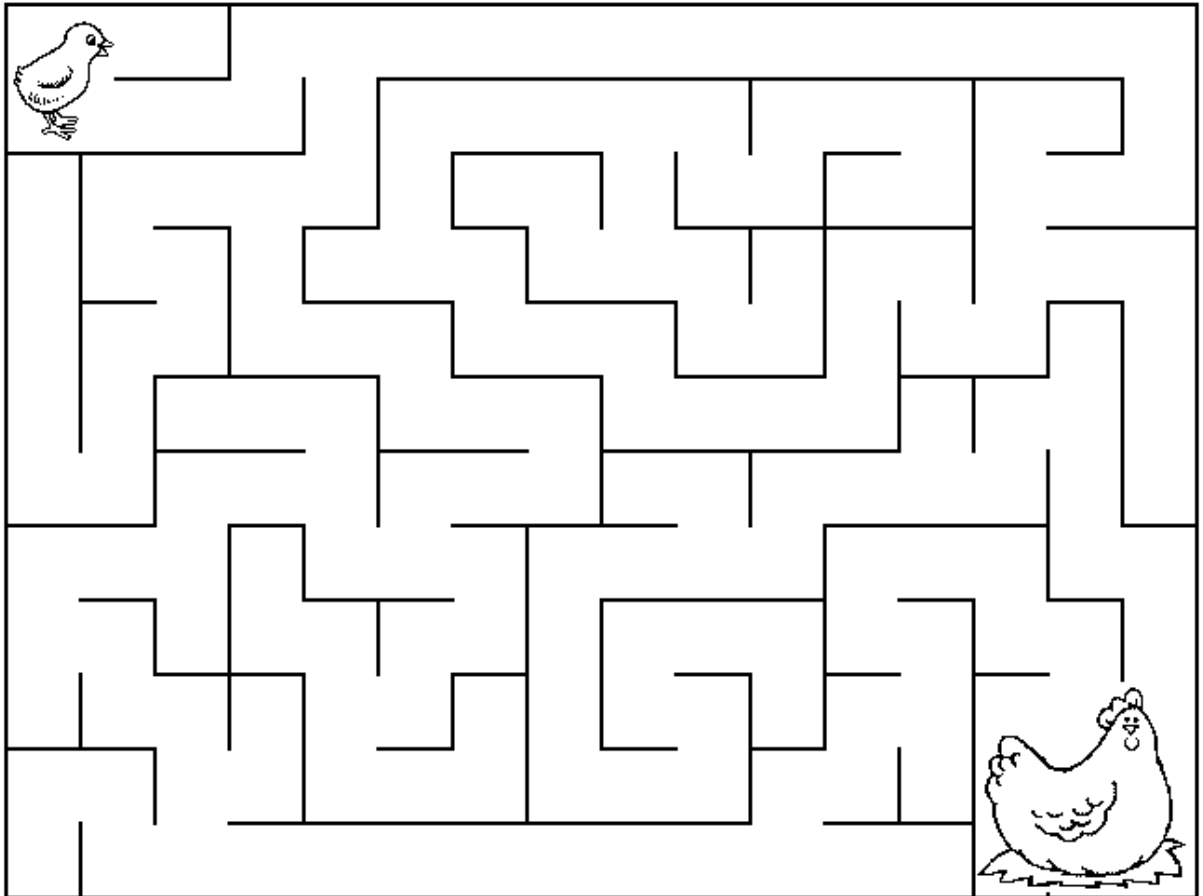
SPRING

SWEET PEA

TAURUS

WARMING UP


Help the Chick Find Her Mom



©2000 The Kids Domain

www.kidsdomain.com

free for non-profit use



March 2011

SUN	MON	TUE	WED	THU	FRI	SAT
		1	2 Area Council	3	4	5 Arts Revel – St. John Bosco
6	7	8	9	10	11	12 Hike for Plenty Gofer's Pool Party
13	14	15	16	17 St. Patrick's Day	18 Brownie Friendship Camp	19 Brownie Friendship Camp
20 Brownie Friendship Camp	21	22	23 Submission Deadline for Awards 40th Anniversary of Alberta Girls' Parliament	24 40th Anniversary of Alberta Girls' Parliament	25 40th Anniversary of Alberta Girls' Parliament	26 40th Anniversary of Alberta Girls' Parliament
27 40th Anniversary of Alberta Girls' Parliament	28	29	30	31		

To register, contact the Area Guide Centre at 780-451-2263 or via email bookings@guidesedmonton.ab.ca

April 2011

SUN	MON	TUE	WED	THU	FRI	SAT
					1	2 Sears Cookie Day
3	4	5	6 Area Council	7	8 Guide Friendship Camp Tangletrees	9 Guide Friendship Camp Tangletrees
10 Guide Friendship Camp Tangletrees	11	12	13	14	15	16 Honorary Life Member/Past Area Commissioner Event
17 Gofer Tales Submission Deadline	18	19	20	21	22 Good Friday	23
24 Easter Day	25	26	27	28	29	30

To register, contact the Area Guide Centre at 780-451-2263 or via email bookings@guidesedmonton.ab.ca

May 2011

SUN	MON	TUE	WED	THU	FRI	SAT
1	2	3	4 Area Council	5	6 Qualified Archery Leader Camp – Tangletrees	7 Qualified Archery Leader Camp – Tangletrees
8 Qualified Archery Leader Camp – Tangletrees	9	10 Area Awards and Appreciation Dinner – Polish Hall	11	12	13	14 Camp Academy for Sparks and Brownie – Rundle Park
15	16	17	18	19	20	21
22 Bio Blitz 10 am to 3 pm - Sandy Beach Camp	23 Victoria Day	24	25	26	27	28
29	30	31				

To register, contact the Area Guide Centre at 780-451-2263 or via email bookings@guidesedmonton.ab.ca

June 2011

SUN	MON	TUE	WED	THU	FRI	SAT
			1 Area Council	2	3 Competition Archery Camp for Guides and Up – Sandy Beach Camp	4 Competition Archery Camp for Guides and Up – Sandy Beach Camp
5 Competition Archery Camp for Guides and Up – Sandy Beach Camp	6	7	8	9	10 GeoGuider Camp – Tangletrees	11 GeoGuider Camp – Tangletrees
12 GeoGuider Camp – Tangletrees	13	14	15	16	17	18
19	20	21	22	23	24	25
26	27	28	29	30		

To register, contact the Area Guide Centre at 780-451-2263 or via email bookings@guidesedmonton.ab.ca



**GIRL GUIDES OF CANADA – EDMONTON AREA
EVENTS REGISTRATION FORM**

Send form with fee by date specified
to: Girl Guides of Canada Edmonton Area
3rd Floor, 11055 107th Street Edmonton AB T5H 2Z6
or email to adminsupport@guidesedmonton.ab.ca
or fax to 780-453-1155. Payment MUST accompany
Registration Form if mailed. Payment is to be made the
same day as transmission if sent electronically.

Name of Event: _____

Date of Application: _____ **Date of Event:** _____

Applicant's Name: _____ **Guiding District:** _____

Preferred Name for Tag: _____ **Email address:** _____

Address: _____

Health or Dietary Restrictions: _____

Additional Information requested for event _____

Adult: Applicant's iMIS number _____

Girl: Applicant's iMIS number: _____ **or, birth date:** _____

Method of Payment

Cheque (payable to Girl Guides of Canada) **Visa** **Master Card**

Please call the Edmonton Area office to make payment by credit card. 780-451-2263

Payments will be processed upon receipt.

Cancellation Policy: In the event of the participant cancelling her registration in this event up to three weeks prior to event, 75% will be returned to the applicant. No refunds will be made if cancellation is received within three weeks (twenty-one days) of the event, except upon extenuating circumstances; documentation may be required.

We protect and respect your privacy. Your personal information is used to communicate within our organization. We do not provide or sell this information outside our organization. For further information, see our privacy statement at www.girlguides.ca.



Please consider the environment before printing this issue of Gofer Tales!

If you choose to print Gofer Tales suggests you may want to share your copy with a friend !

Each small step we take counts!